

Dedicated to People Flow™



EFFICIENT PEOPLE AND GOODS FLOW DURING CONSTRUCTION

KONE JumpLift



KONE JumpLift

Exterior hoists have been used for over 40 years at construction sites around the world. Yet, concerns continue to grow about the safety and efficiency of these systems. How often have we thought, 'There must be a better way'? Now there is – the KONE JumpLift solution.

KONE has introduced an advanced elevating solution for use during construction. This technology largely replaces the traditional exterior hoisting system and brings real value to the construction phase of the project. The KONE JumpLift solution increases the safety of the job site, improves efficiency, and speeds up the construction work. Using the KONE JumpLift solution will give builders a competitive advantage when tendering for projects with lower costs and faster delivery.

The KONE JumpLift uses the building's permanent hoistway for construction time use, putting completed floors into action while allowing the installation to continue above. The KONE JumpLift has a temporary fixed machine room that moves upward ('jumps') in the hoistway as the construction work progresses.

When the building structure is finished, changing over to the permanent elevator is a straightforward matter of installing the final machinery and finishing the material surfaces of the elevator car, landing doors and signalization.

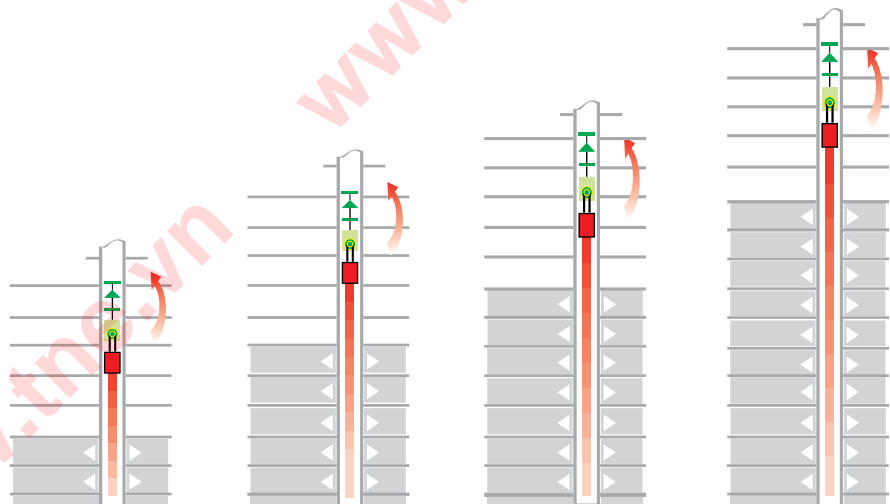
The benefits generated by the KONE JumpLift can be seen by every member of the construction site team. The increased productivity helps every trade and service partner to complete their work in the safest and most efficient way. The building owner can choose to put completed floors into active use, offering the option to generate business faster. With the KONE JumpLift, today's innovative builder enhances their value and brings a new, competitive advantage to the table.

'The JumpLift System is a safer way for us to transport our equipment and workers during construction and the fitting-out phases. We can use it in any kind of weather too, which considerably improves the progress of the construction site.'

*Mr. Herman Knoop
Executive Vice-president,
Aannemings Maatschappij J.P. van Eesteren B.V.
The Netherlands*

How it works

As soon as the building has reached the 7th floor, a temporary machine room is installed inside the shaft and the elevator can begin service for the first two floors. The KONE JumpLift follows the rise of the building, adding new floors into service (three recommended, maximum of five) as the building requires.



Enabling a faster, safer construction process

Less waiting time

Since the KONE JumpLift travels at faster speeds with automated door openings and closings, traffic capacity can increase to three times that of a traditional exterior hoist.

Earlier closing of the façade

With all vertical transportation taking place inside the building, lower floors are completely closed up and ready for finishing much earlier, saving the cost of finishing the façade at a later stage, as required by traditional exterior hoists.

Smoother *CTU traffic

A builder appointed lift attendant ensures that the installation is used properly, and that any damage is logged.

Safer transportation

Operating under the standard EN81-1 elevator code, with standard operating panels and buttons, traffic with the CTU JumpLift is as safe as with a standard elevator. The use of standard lift doors with their protective equipment provides a great advantage over manual doors.

All-weather operation

With all transportation activities taking place inside, in a dry and windproof shaft, construction activities can go on unhindered, even in the worst of conditions.

Reduced down-time

As the jumps are executed following the meticulously drawn jump plan, downtime of the lift installation is reduced to a minimum.

Earlier availability of permanent elevator

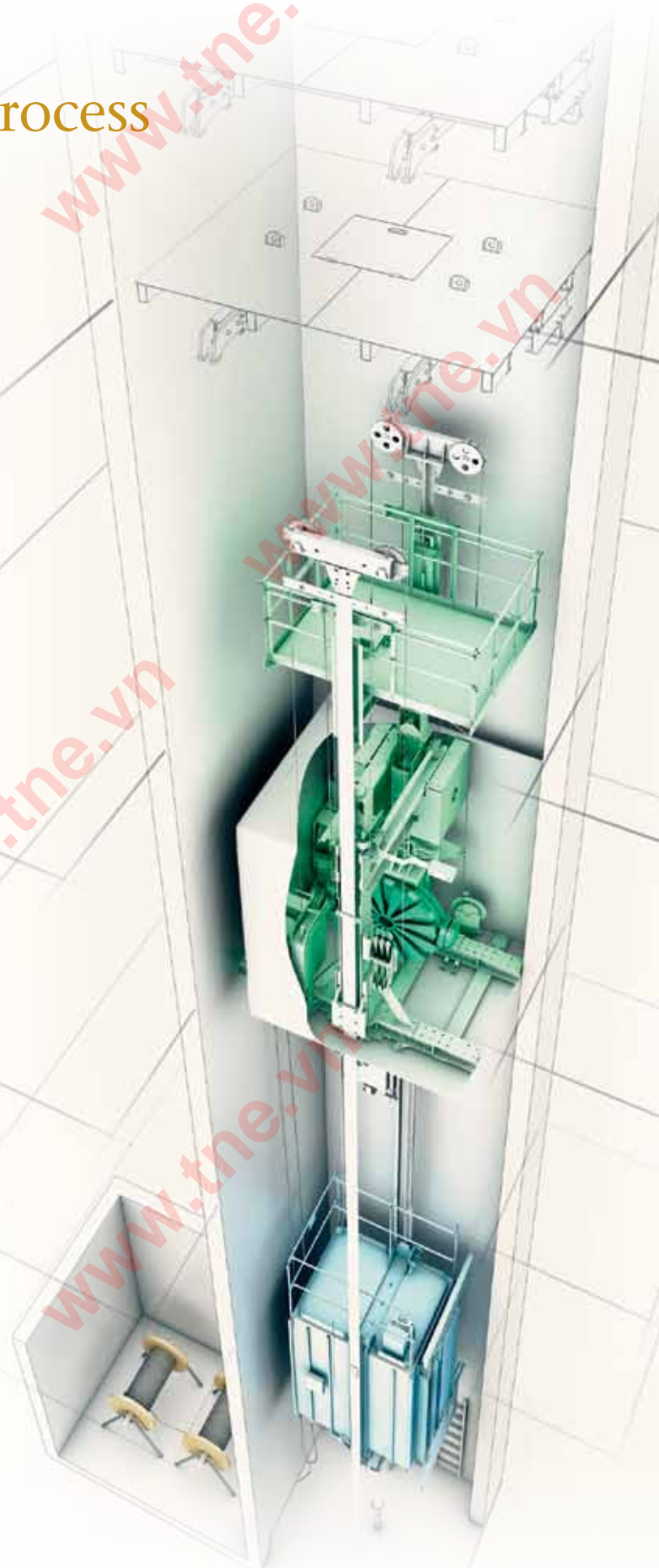
At the end of the construction stage, getting the elevator ready for normal operation requires considerably less time.

Less construction space required

Since the KONE JumpLift operates in its own designated area, no extra space is needed for a temporary elevator.

Better organized construction site

Having a smoothly running elevator system makes the construction site a more convenient place to work.



* CTU = Construction Time Use

A planned step-by-step method

As soon as the permanent lift shaft has reached the height that it can be waterproofed, the builder installs a **Deflection Crash Deck**.

KONE engineers start installing the guide rails for the KONE JumpLift elevator from the elevator pit upwards. The permanent guide rails are installed in step with the core structure.

A **second Crash Deck** needs to be available to be installed in line with the jump plan when the shaft has risen a sufficient number of floors for the KONE JumpLift to move up. This waterproof protection deck needs to be in place before the elevator can rise in the newly built hoist-way section, which has been made water and wind proof.

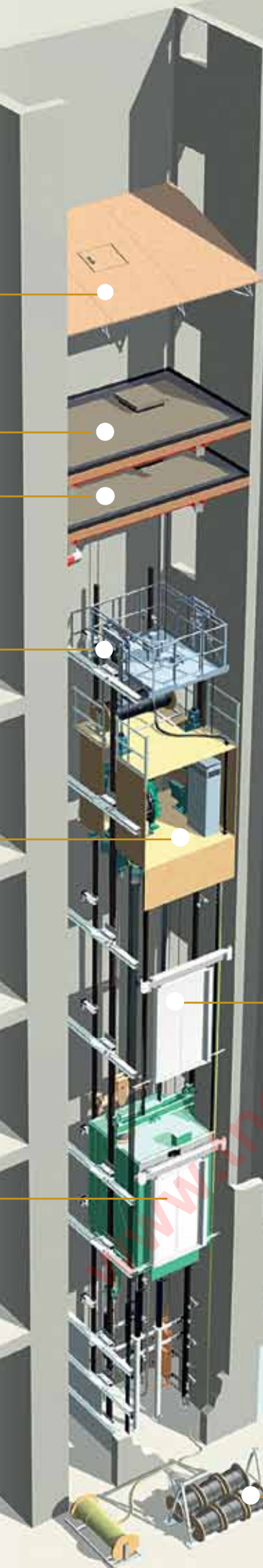
The **Working Deck**, which contains the plumbing template and a material hoist, is located below the Crash Deck.

The **Installation Platform** is used to drive up the installation of the guide rails and other elevator shaft components. Once these guide rails are in place, the KONE JumpLift machine room can move higher up the shaft to its new location.

The **Cathead** is a temporary fixed machine room that moves upward ('jumps') as the building work progresses. The Cathead contains the elevator controls and the traction machine.

Below the Cathead, the **permanent elevator** is installed in CTU service. The elevator cabin, without its final interior decor, is the actual cabin that will be used when the building is finished.





As each floor becomes available for finishing, KONE engineers install the **landing doors** in accordance with the jump plan, so inadvertent shaft access is avoided and the architraves are better protected against damage.

On the ground floor, the **rope drums** are installed. These rope reels are used throughout the construction project to 'feed' the rising elevator the exact amount of roping needed to travel correctly and safely.

As the **core** of the building moves upwards, the **crash deck** is installed by the builder a few floors up. The **working deck** is prepared and the installation **platform** moves up to install the necessary shaft equipment. Then the Cathead self-propels itself upward and extends the range of floors served until the building is finished.

When the core construction is complete, all that remains to finish the elevator installation is to install the permanent machine room and the final aesthetics for the elevator car, doors and signalization.

Local Legislation, CE marking

All KONE JumpLift installations comply with the requirements of the Lift Institute, covering machinery, workplace and equipment use, including personal protective equipment.

KONE JumpLift references

Examples of some of the hundreds of sites around the world with KONE JumpLifts in operation.



MET, Bangkok, Thailand
High class residential building with 3 KONE JumpLifts and 2 Construction Time Use (CTU) elevators.



Rui Hong Xin Cheng Project, Shanghai, People's Republic of China
4 KONE JumpLifts.



Red Apple, Rotterdam, the Netherlands
High rise residential building with 2 KONE JumpLifts.

The KONE JumpLift System is an advanced technique that was developed by KONE to improve the efficiency and safety of a building's construction. Read what a KONE JumpLift customer has to say about this innovative approach.

'The JumpLift solution is an innovative technology that provides flexible service in China. This solution requires less labour and improves safety, and it enhances vertical transportation and efficiency during the construction of the building.'

Mr. David Chen
Manager, E&M Engineering
Rui Hong Xin Cheng Project, Shui On Development Limited
Shanghai, People's Republic of China

'As an integral part of the Hotel Towers' vertical transportation strategy, the JumpLifts provide higher speed access for personnel and small tools/materials to the higher floors, in concert with the traditional external hoists. Now that the first jumps have been executed, the full benefit of the JumpLifts is being recognized in terms of greater efficiency and time saving.'

*Martin C Conisbee,
Senior Project Manager
Marina Bay Sands Pte Ltd*

Marina Bay Sands™, Singapore

Large hotel towers complex with 13 KONE JumpLifts.
© Marina Bay Sands Pte. Ltd. 2009. All rights reserved.



KONE provides innovative and eco-efficient solutions for elevators, escalators and automatic building doors. We support our customers every step of the way; from design, manufacturing and installation to maintenance and modernization. KONE is a global leader in helping our customers manage the smooth flow of people and goods throughout their buildings.

Our commitment to customers is present in all KONE solutions. This makes us a reliable partner throughout the life-cycle of the building. We challenge the conventional wisdom of the industry. We are fast, flexible, and we have a well-deserved reputation as a technology leader, with such innovations as KONE MonoSpace® KONE MaxiSpace™, and KONE InnoTrack™. You can experience these innovations in architectural landmarks such as the Trump Tower in Chicago, the 30 St Mary Axe building in London, the Schiphol Airport in Amsterdam and the Beijing National Grand Theatre in China.

KONE employs over 32,500 dedicated experts to serve you in over 50 countries.

KONE Corporation
www.kone.com

THIEN NAM Elevator J.S Corporation (The official appointed distributor for KONE products in Vietnam)

HEAD OFFICE

1/8C Hoang Viet Street Ward 4, Tan Binh Dist - Ho Chi Minh City

Tel: (84-8) 54490210 ~ 15

Fax: (84-8) 54490208 ~ 9

Web: www.tne.vn

Email: info@tne.vn

HA NOI BRANCH OFFICE

119 Nguyen Ngoc Nai Street, Thanh Xuan Dist - Ha Noi Capital

Tel: (84-04) 35665759 ~ 61

Fax: (84-04) 35665763 ~ 65

Email: cn-hanoi@tne.vn

DA NANG BRANCH OFFICE

38 Le Hong Phong Street, Hai Chau Dist - Da Nang City

Tel: (84-0511) 3829015

Fax: (84-0511) 3897969

Email: cn-danang@tne.vn

NHA TRANG BRANCH OFFICE

92C Le Hong Phong Street, Phuoc Hai Ward - Nha Trang City

Tel: (84-058) 3870111

Fax: (84-058) 3870112

Email: cn-nhatrang@tne.vn

CAN THO BRANCH OFFICE

97B1 Cai Khe Trade Center, Can Tho City

Tel: (84-0710) 3762403

Fax: (84-0710) 3762430

Email: cn-cantho@tne.vn